



Simply activate - enter postcode - select address - and the software fills the appropriate FULL Address details into your favourite Microsoft, CRM, or Accounts software. Thus reducing errors and speeding up data entry, saving up to 80% of keystrokes entering addresses, speeding up tedious address entry.

✔ **Simple Installation:**

- Download and get up and running in minutes, simply install on your server
- Easy to install on Network PC's, simply run ClientInstall.exe, to share settings/licenses
- 30 days of free trial software for one postcode area
- Install on Laptops for remote workers, simply copy the installed directory to Laptop and run ClientInstall.exe

✔ **" Works out of the box" with all top packages:**

- Microsoft Packages: Outlook, Word, Excel, Microsoft Access
- CRM Packages: Goldmine, Sage ACT, Maximiser, Microsoft CRM, plus many more...
- Accounts Software: Sage, Access Accounts, IRIS Enterprise, plus many more...
- We also have extensive programming interfaces for Web and Bespoke integration. Click on "[Programming API](#)" or "[for Web](#)", menu option at the top of our web site, to read more.

✔ **Cost Effective Postcode Software:**

- Install on as many PC's as you wish.
- Pay as you go, per lookup, or buy Users/System Licenses
- Most cost-effective system available, check out our prices.

✔ **Quality Royal Mail data**

- Royal Mail address data **updated daily**, with approx. 20,000 changes per day, for the latest address information at your Desktop. No need for you to load updates every few months, we do this for you on our fully maintained data servers.

See simplypostcode.com/data for latest status.

✔ **Postcode Search Options:**

- Search by UK Postcode, simply enter a postcode to retrieve Full address or Thoroughfare/Street level address data, from the Royal Mail Postcode Address File.
- The Full address version offers "[Advanced Word Search](#)", simply enter a few words of the address to find and return the full address data.

✔ **How do I get started?**

Simply download and install. Click on "[for Desktop](#)", menu option at the top of the Simply Postcode website, and download to start your 30-day free trial. It will work "out of the box" with MS Access, Word, Outlook, and most major CRM and Accounting applications.

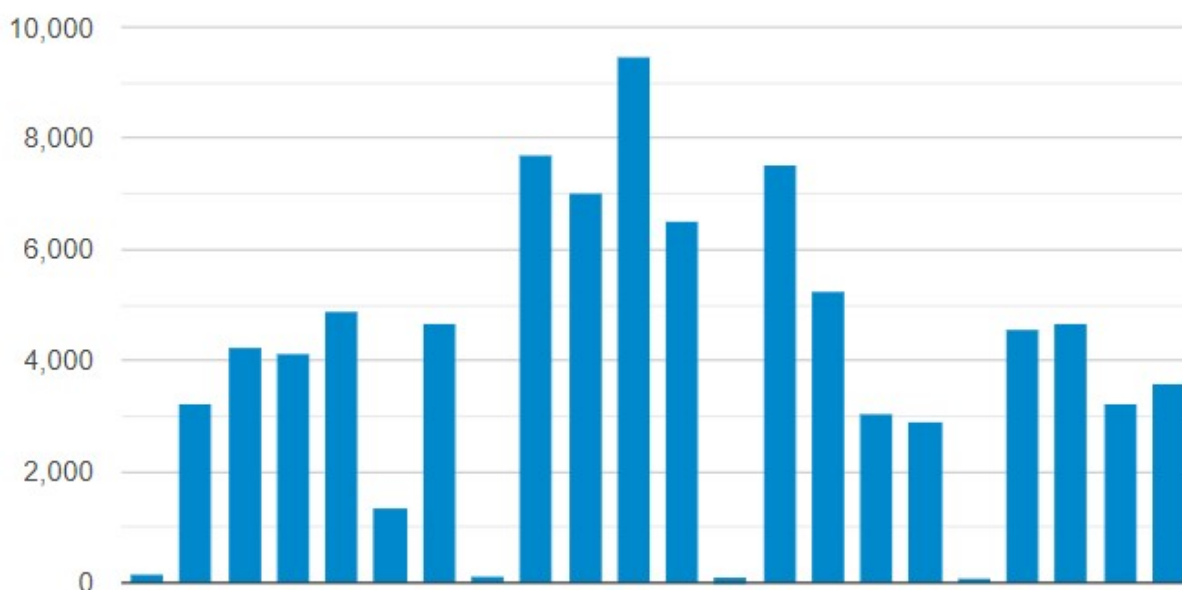
If you need a hand to make it automatically paste the address into your favourite application, then give us a ring to help you out on 01945 464854.



- ✓ **80% reduction** of keystrokes entering addresses, thus saving time, increased accuracy, increased sales.
- ✓ **Royal Mail address data updated daily** for the latest address information at your Desktop. No need for you to load updates every few months, we do this for you on our fully maintained data servers. See simplypostcode.com/data for latest status.
- ✓ **In business since 1996** – customers include - Amnesty International, Jack Wills Ltd, Samaritans, National Windscreens, Homebase, etc.
- ✓ **Try before you buy** - Simply sign up for a free 30-day trial.
- ✓ **Competitive pricing** - Our prices have no hidden extras.
- ✓ **Reliability you can count on** – We use Azure servers, running in two completely different Azure European locations.
- ✓ **Fanatical Support** - Immediately available hotline support. Free remote support to get you started.
- ✓ **Free Example Code and Software** - Simply take our example code and copy and paste into your own web site, for easy and fast integration.

✓ Daily Updated Data

Unlike many of our competitors, who apply monthly updates, we update our data daily, direct from the Royal Mail.



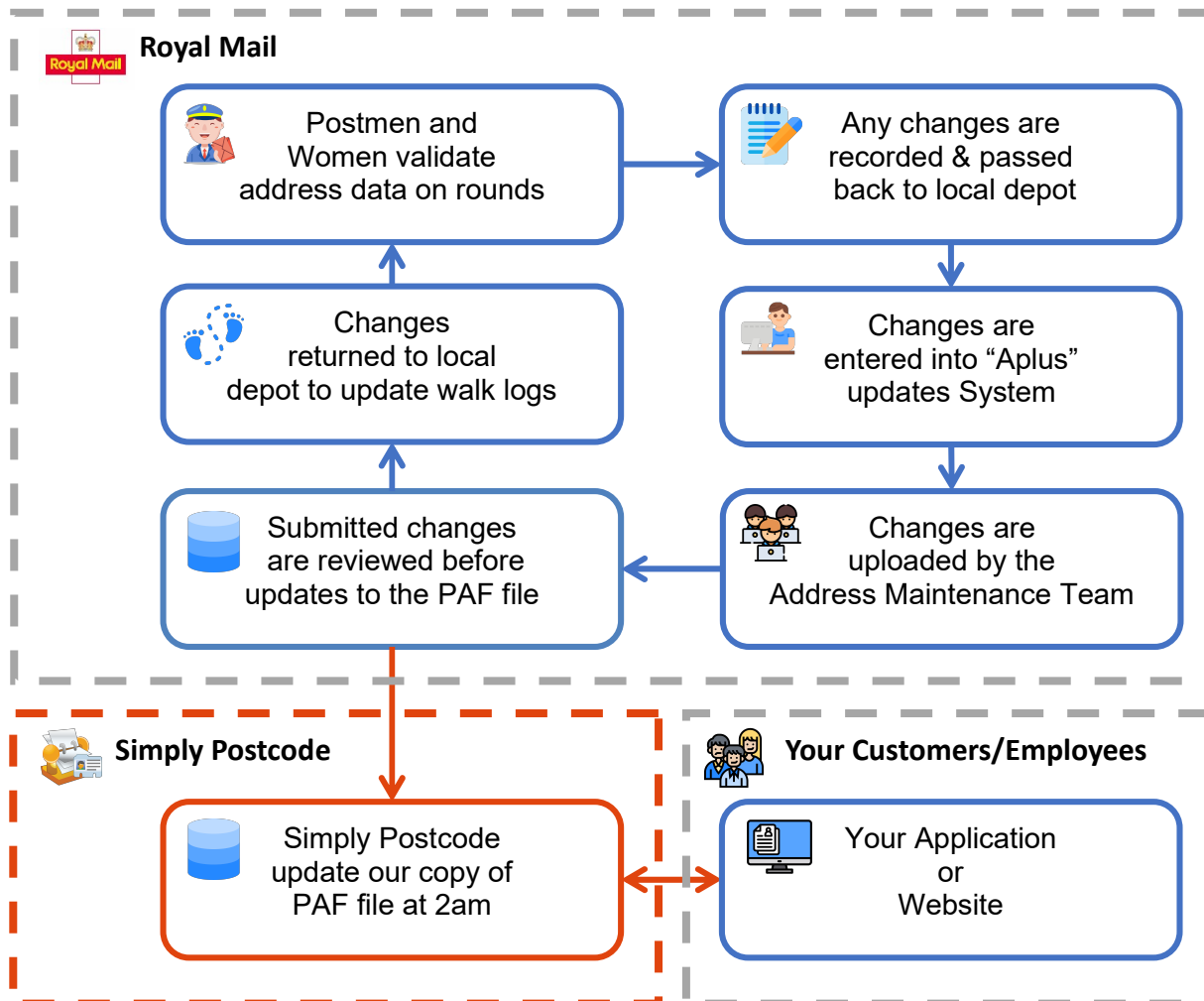
Addresses Updated in the Last 2 Weeks

Go to simplypostcode.com/data for the latest figures and other improvements we make to the data.



Quality Data from the Royal Mail

The Royal Mail Postcode Address File (PAF) currently has 31.7+ million Addresses in 1.8+ million Postcodes. We receive a daily data updates from the Royal Mail, which on average contains approx. 20,000 updates per day, to the PAF database. Collected by 70,000 postmen and women.

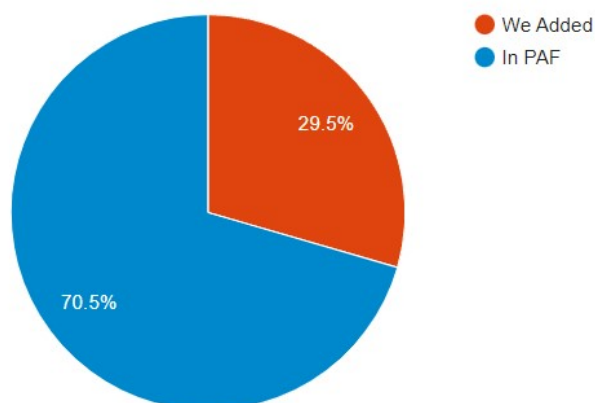


When compared to other Address databases in World, the UK is one of the largest giving one of the most detailed Address Database in the world.

Counties we add to PAF

Added Counties

When processing the updates from the Royal Mail, we also add 9.3+ million counties designations to address records in Postcode Address File (PAF). Counties are not a requirement of the Royal Mail; hence many need to be added to the data.

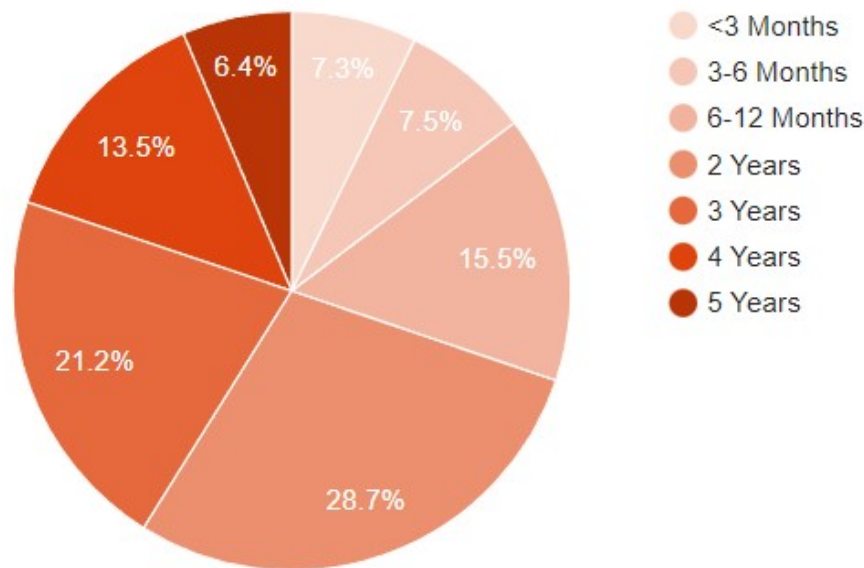




✔ Not Yet Built Database

In addition to the Postcode Address File (PAF) data, we can provide “Not Yet Built” data, currently, 750,000+ extra addresses, which contain properties under construction and in the planning stage. This type of address can be useful to the construction industry. When such properties can receive mail, they are added to the Postcode Address File by the Royal Mail.

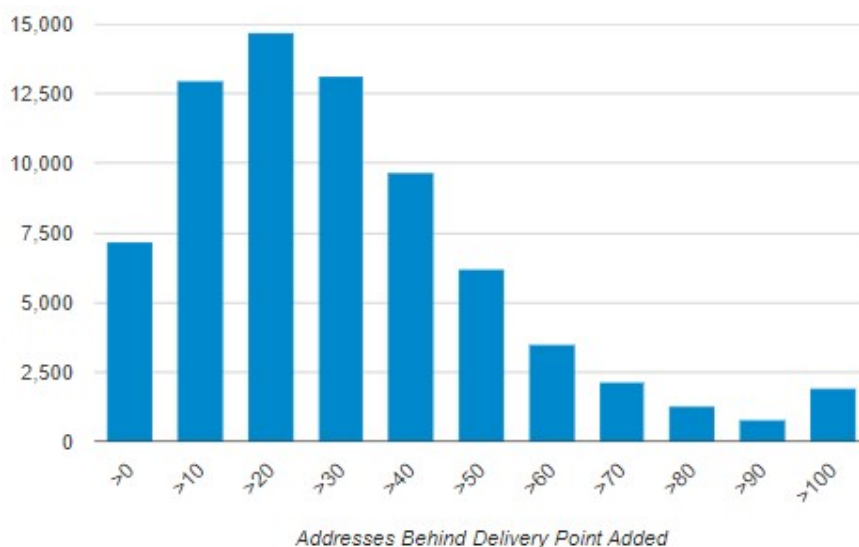
Time in Not Yet Built Database (before being built)



✔ Multiple Residencies (MR):

The PAF file lists all delivery points, for mail, a letter box or group of letter boxes. This was designed to have a maximum of 100 individual addresses within one postcode.

Sometimes when multiple mailboxes exist behind a single delivery point, such as a block of flats, then you may need more detail. The Multiple Residencies database list all specific mailboxes at such addresses. It currently contains 930,000+ extra addresses which expand the PAF file.





Simply Postcode Address Finder - When installed into your own web site, Customers simply start typing in a dedicated search box or from the first line of the address.

✔ **Solution 1 : SimplyCompleteAI with Javascript Class - For Web developers**

Include our simple JavaScript file on your page. Create the SimplyComplete class. Create an API key in our online account, and you're up and running in minutes

See simplypostcode.com/openapi

✔ **Solution 2 : SimplyCompleteAI with Page Assist - For Non-Web developers**

Add to almost any website. Follow the steps in our online wizard to map address details to your form after adding two additional references to your page..

See simplypostcode.com/page

✔ **Search as you type**

Enter Postcode + House Name or Number:

Address Search by SimplyCompleteAI:

*. Press **Tab** except item.*

8 Victoria Road Wisbech **PE13 2QL**

Words:

Address Search by SimplyCompleteAI:

*Now either select from list or keep typeing.... Press **Tab** to finish 'Elizabeth'*

Pershore Hospital **Queen Elizabeth** House **Queen Elizabeth** Drive Pershore WR10 1PS

Pershore Medical Practice **Queen Elizabeth** House **Queen Elizabeth** Drive Pershore WR10 1PX

Queen Elizabeth The **Queen** Mothers Hospital St. Peters Road Margate CT9 4AN

Queen Elizabeth The **Queen** Mothers Hospital Maternity Flats St. Peters Road Margate CT9 4AN

1 **Queen Elizabeth** Road E17 6HU

10 **Queen Elizabeth** Road E17 6HU

11 **Queen Elizabeth** Road E17 6HU

12 **Queen Elizabeth** Road E17 6HU

2 **Queen Elizabeth** Road E17 6HU

See simplypostcode.com/demo

✔ **Many Additional Options**

- Taxi Locations: Airport code "STN", Train and Bus Terminals
- Daily Updated Data + Not Yet Built + Multiple Residency
- Little impact on your User Interface
- Return Geolocation + Distance from Home location

✔ **How do I get started?**

Click on "[for Web](#)", menu option at the top of our web site, to see demos, integration instructions and start your free 30-day trial.



Simply Postcode provides example code for many common programming languages, and web interfaces.



Open API V3 - "Search as you type"

Our Version 3 Open API or SimplyCompleteAI Address Finder offers "Search as you type". See simplypostcode.com/demo for a demo.

It also returns geolocation data and optionally includes Taxi data (Airports, Bus and Train stations). More info at simplypostcode.com/openapi

Ideal for any integration.



SOAP or Web HTTP to request XML/JSON data for almost any Web language

This data source can be used by any web server or programming language that supports a server-side scripting language that can parse XML/JSON data, to provide Postcode Lookup within your Software/Web site.

Ideal for XML compliant languages, language/platform independent.



.NET Assembly for VB.NET and C# Desktop applications

The .NET Assembly can be used for .NET Desktop applications to quickly provide Postcode Address Lookup functionality. This also includes Advanced Words Search functionality. This can be used with Local data for standalone till solutions.



COM Object for almost any COM Compliant programming language

The COM Object can be used in most modern development environments to quickly provide Postcode Address Lookup functionality. The COM object also includes Advanced Words Search functionality. This can be used with Local data.

Ideal for Windows Desktop Bespoke integration such as including: Microsoft Visual C++® Visual Basic®, MS Access, MS Excel and ASP.



Postcode Search Desktop Application to interact with an application

Simply Postcode Desktop application is designed to work with as many applications as possible, simply install, activate to perform Postcode Address Lookup. The software then pastes the address information back into your favourite software.

Ideal for quick Windows Desktop integration for common or Bespoke Applications.



Reseller Functionality - We also offer the functionality to allow your own software to create new customer accounts, and link to your Reseller account for you to receive a commission on all sales, from your customers. Please go to the Web site to apply to be a reseller, from the "[Reseller](#)" menu on the top menu bar.



Click on "[Programming API](#)", menu option at the top of our web site, to read more.